

# ALL-TERRAIN CARRIER

Engine Output : 10.4 hp ( 7.7 kw )  
Max. travelling speed : 3.4 mph ( 5.5 km/h )  
Max. payload : 2,540 lbs ( 1150 kg )



# ALL-TERRAIN CARRIER

## Safe Operation

### Foldable ROPS Bar and Seat Belt are Standard Equipment

For safe operation on slopes, soft terrain and other potentially hazardous job sites, the distinctive features on the Yanmar C12R-B, reduce risk and improve operator safety.



## Versatility

### Foldable ROPS Bar

By simply removing a pin the strong and sturdy ROPS bar can be folded, allowing easy access to areas with height restrictions.

\* Do not fold the ROPS bar while in operation.



### The Compact Vehicle with High Work Performance

Overall machine length is only 8'8" by installing the engine under the operators seat. For working in those restricted, narrow access, areas the 3'1" width will get you in and around your jobsite. Being able to tilt the dump bed left, right or out the front, provides an excellent opportunity to function in those confined areas.



### Forward /

The lever swi  
reverse travel  
accurate and s  
operation.






# C12R-B



## Reverse Lever

atches between forward and  
ing. The lever is easy to operate for  
safe



## Engine Stop Key

Turning the key stops  
the engine easily and  
maintains the level of  
the battery.

The layout around the  
operator's seat is neat  
and functional.

## Durable Machine

### Rugged Loading Platform

Floor plate thickness: 0.2inch(4.5mm)

Gate post thickness: 0.1inch(3.2mm)



The rugged structure is another  
important item for durability on  
construction sites.


### Longer Lasting Undercarriage

The durable undercarriage is the single most important item for  
a construction use carrier. The use of stronger materials, larger  
bearings and hardened rolling faces of track rollers all increase  
the carrier's basic performance.

## Easy Maintenance

### Fully Open Hood

The engine is housed inside the hood under the operator's seat.  
The fully open hood allows easy and safe maintenance the  
engine.



## Power

### Basic Performance Boosted

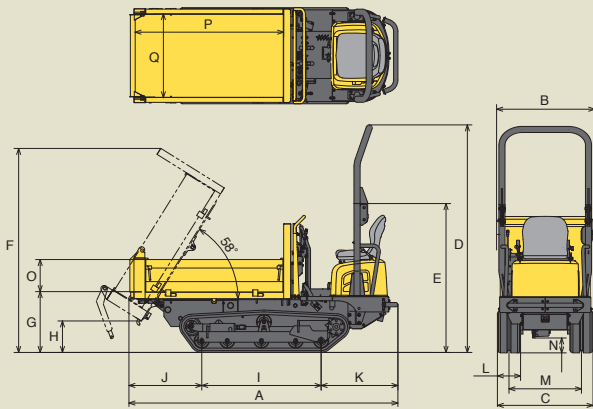
Engine performance has been increased.

The dependable Yanmar diesel engine provides enough power  
to handle the maximum payload in rugged conditions.

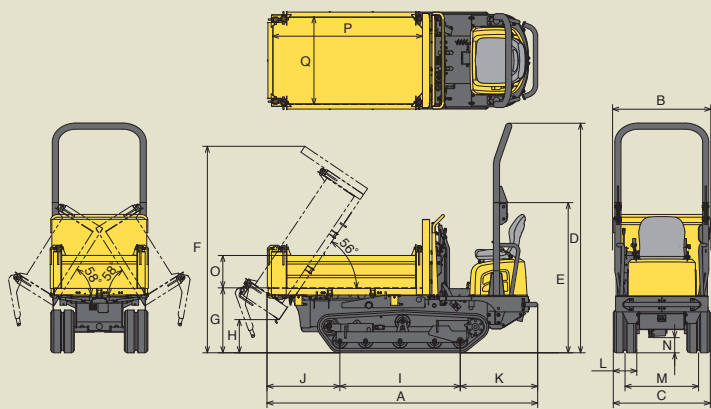
## Clean & Silent

Yanmar's environmentally friendly engine provides powerful  
output, clean exhaust and improved cold starting  
performance. The water-cooled two-cylinder diesel engine  
complies with the EPA's exhaust emission regulation in the  
U.S. The engine is very quiet and passed the strict European  
noise regulation laws.

## One-way dump



## Three-way dump type



## Dimensions

ft-in, (mm)

	A	B	C	D	E	F	G	H	I	J	K	L	M	N	O	P	Q
One-way dump	8'8" (2650)	3'1" (950)	3'1" (950)	7'5" (2250)	5'9" (1470)	6'7" (2015)	2'0" (600)	1' (310)	3'10" (1180)	2'4" (710)	2'6" (760)	9" (230)	2'4" (720)	6" (150)	1'1" (320)	4'10" (1470)	2'9" (830)
Three-way dump	8'8" (2650)	3'2" (960)	3'1" (950)	7'5" (2250)	5'9" (1470)	6'8" (2025)	2'1" (635)	1'1" (325)	3'10" (1180)	2'4" (710)	2'6" (760)	9" (230)	2'4" (720)	6" (150)	1' (315)	4'10" (1470)	2'10" (860)

## Specifications

Model				C12R-B			
Dump vessel type				One-way		Three-way	
Operating weight	Net, unloaded			lbs (kg)		2227 (1010)	
Engine	Type			Water cooled 2 cyl. Diesel engine			
	Model			YANMAR 2TE67L-FW3			
	Output			hp(kW)/RPM			
Transmission				10.4 (7.7) / 2800			
Under carriage				Hydrostatic & Reduction gear			
	Crawler width			ft-in (mm)			
	Min. ground clearance			9" (230)			
				ft-in (mm)			
				6" (150)			
Brake	Service brake	w/o load	Ground contact pressure	psi (kPa)	2.65 (18.2)		2.88 (19.9)
			w/ load	psi (kPa)	5.66 (39.0)		5.89 (40.7)
	Parking brake	Type	Mechanical wet multiple disk				
		Operation	Pedal, mechanical				
Performance	Max. payload		lbs (kg)	Common with service brake			
				Lever, pedal lock			
	Dumping angle	Rear	degrees	2540 (1150)			
				Side	degrees	58	
Dump clearance at rear dump			ft-in (mm)				
Travel speed	Dump body capacity	Struck	yd3 (m3)	1' (310)			
				1'1" (325)			
	Heaped	yd3 (m3)	0.52 (0.40)				
			0.68 (0.52)				
	Forward	mph (km/h)	0~3.4 (0~5.5)				
			0~3.4 (0~5.5)				
Hydraulic system for dump	Pump			Gear			
	Control valve			Single spool			
Fuel tank capacity				Gals (L)			

Note : All information presented in this Brochure is subject to change without notice.

**YANMAR AMERICA CORP.**  
**CONSTRUCTION EQUIPMENT DIV.**  
 101 International Parkway, Adairsville, GA 30103, U.S.A.  
 TEL:770-877-7570 FAX:770-877-7572  
<http://www.yanmar.com>

Printed in U.S.A.